Park Facilities

- **Total Area**：Approximately 5.2 hectares.
- **Closed**：Dec.29～Jan.3
- **Hours**：9am～5pm
- **Entrance**：Free

Transportation

- **Kounan Bus**

JR Hirosaki Bus Terminal → Tokiwazaka-Iriguchi
*From Tokiwazaka-Iriguchi to the Apple Park is approximately 5 minutes on foot.

- **Tohoku Jidosha-do**

Oowani Hirosaki Interchange → Apple Park

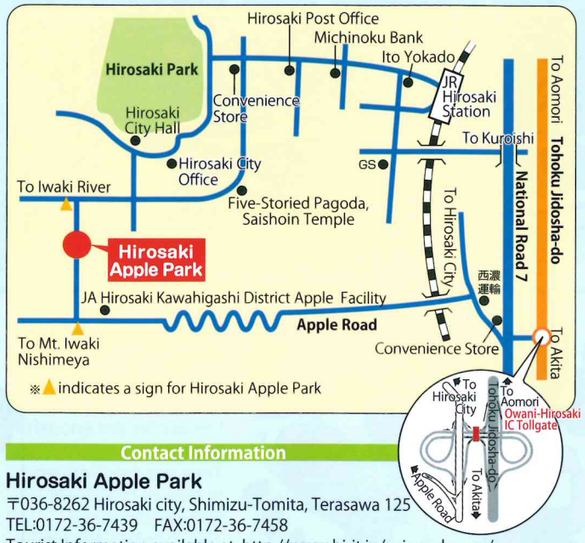

Contact Information

Hirosaki Apple Park
〒036-8262 Hirosaki city, Shimizu-Tomita, Terasawa 125
TEL:0172-36-7439　FAX:0172-36-7458
Tourist Information available at :http://www.hi-it.jp/~ringo-kouen/
E-mail:ringo-kouen@hi-it.jp

Hirosaki Apple Park

弘前感交劇場

Hirosaki
The largest producer of apples in japan-a veritable Apple Wonderland
While here, be sure to visit Hirosaki Apple Park-a great place
to rest and relax
From the west, Mt. Iwaki watches over the Park
In spring, the apple blossoms create a cheery atmosphere
In early summer, take a leisurely stroll through the orchards
During the fall harvest season, visitors are welcome to pitch in and help
There is something to do in every season of the year
Please drop by any time you are in the vicinity



Play,Learn,Touch,Taste!

Ringo no ie

Apple Collection:
A display of apple related goods collected over the years.

Apple "a la carte" Corner:
Information an apples and health is available here. Recipes for apple sweets and other dishes are also available.

The Apple Classroom Corner:
An area to learn about the history and production of apples.

The "Apple Experience" Corner:
Where kids can learn about apples using a variety of games.

Apple Merchandise:
Over 1,200 products are on sale!

The Café:
The menu offers a variety of foods containing apples.

Full of Highlights!

1 Youjiro Ishizaka Literary Monument.

2 Ringo-Oiwake Monument

3 Old Farmhouse
A reconstruction of an Edo period farmhouse with agricultural equipment on display.

Leisure Grounds
Where families can relax. Playgrounds are availabe for children. 4



5 Mt,Suribachi Viewpoint
From here you are offered a view of the Hakkouda Mountains, Mt.Iwaki and the other mountains surrounding the park and Hirosaki.

6 Apple Production Park
The park features about 1,200 trees and 65 varieties of apples. You can participate in seasonal park events.

Apple Experience Operations

Pollination
(May)
Growers pollinate the flowers to ensure they mature.
Because this takes time, honey bees are now used.

Thinning
(May-July)
The maturing fruits are thinned by hard, leaving only those that will grow into the largest and most beautiful apples.
This is called "Mi-suguri".

Pruning+Rotation
(Aug-Oct)
Peripheral leaves are removed to ensure the apples get enough sunlight.
They are then rotated to ensure the entive fruit becomes red.
This is called "Ha-tori" and "Mi-mawashi".

Harvest+U-Pick
(Aug-Nov)
During this period you can pick your own apples.
Cost:¥200/1kg.
Limit:2kg/person.

Apple Experience Programs differ according to the season. Please check in advance.

Guided Tours
- By reservation
- 30 minute sessions
- Limit:40 people (in Japanese only)

Guidance Office
Guidance regarding the production of apples is available.