


Guidemap to Hirosaki

Experience the Hospitality of Japan's Tohoku Region



Hirosaki Castle was moved to temporary position for renovating its stonewall. Although visitors can enter the inside of the castle from 2016.4, it will be back to the original position in 2026.



Getting to Hirosaki



Aomori Airport → **Hirosaki** (Bus, 55 min)
Shin-Aomori Sta. → **Hirosaki** (Express Train, 30 min)

Shirakami-Sanchi “Shirakami-Sanchi” (Shirakami Mountains) is the collective name for the vast mountainous region at the border between Aomori and Akita prefectures, a region which was registered as a UNESCO World Natural Heritage Site in 1993. The region is home to one of the largest forests of virgin buna beech in the world, and features hiking trails through beautiful natural forests and striking waterfalls.

Hirosaki → **Shirakami-Sanchi (Nishimeya)** (Approx. 30 km by car, 70 min)

Hot Spring The area around Mt. Iwaki is home to numerous hot spring resorts, such as Dake Onsen and Hyaku-zawa Onsen, allowing you to enjoy a variety of hot spring experiences.

Hirosaki → **Hot springs at the foot of Mt. Iwaki** (Approx. 22 km by car, 40 min)

<https://www.hirosaki-kanko.or.jp/en/>



Beautiful through the four seasons Preserving history and tradition Hirosaki – a rustic and welcoming city

Home to over 400 years of history and culture

Hirosaki was a political and economic center in the Edo Period, including the Tsugaru District (Western Aomori Prefecture). The people of Hirosaki inherited, protected, and conveyed the buildings, culture, entertainment and the like since the Edo Period for over 400 years of history, which can be seen there even today. In addition, the people of Hirosaki have sublimated their own culture and actively incorporated new culture as well. As shipping and trade flourished there is a relationship among Asian and European nations through the ages, and the building and food that were influenced are now the tradition and heritage of Hirosaki, which have become the pride of the people.

Home to rich cultural traditions

Historical traditions and culture can be readily found and experienced throughout the city even today. These range from the Hirosaki Neputa Festival, one of the major festivals of Japan, to the dynamic *Tsugaru Jamisen* performances and delicately beautiful crafts that boast intricate technique.

Home to rich local food culture

Hirosaki is also known for its heavy snows and intensely cold weather. To endure the long winters when food supplies become short, northern areas have their own unique cuisine offerings. For example, some cooking methods resourcefully use ingredients to their fullest and certain dishes warm the body. People are also creative with seasoning, such as simmering ingredients from the mountain and the sea in miso to incorporate lots of salt, which is needed to raise body temperature.

The Apple Capital of Japan

Hirosaki is the top producer of apples in Japan. Hirosaki apples have become a signature Japanese brand and exports are increasing to other Asian countries. Many apple delicacies can also be found throughout Hirosaki, such as juice and baked foods.

Four seasons of beauty

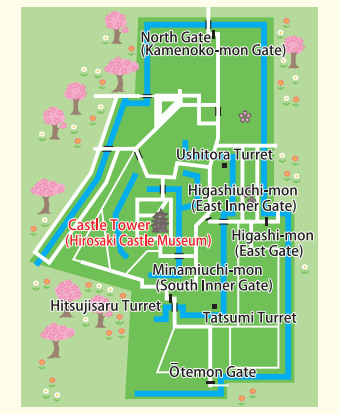
Hirosaki is a city where you can feel the nature of Japan, filled with the charm of the four seasons. Spring boasts the cherry blossoms that are said to be the number one highlight of Japan. Summer is verdant, and in fall, the virgin forest of the mountainous region of Shirakami—which is designated as a World Natural Heritage Site—and the temple foliage carrying over from days of old come to greet you in the autumn. In winter, the area around Hirosaki Castle is dressed with snow, creating a special landscape that could only be seen in the fantastic and beautiful winter.

Hirosaki Castle

Do you know the structure known as the “Castle tower”? This is the name of the symbolic castle structure, and there are only twelve of them in all of Japan today. There is a Castle tower in Hirosaki Castle that is the northernmost keep tower extant since the Edo Period, and it has become a symbol of Hirosaki.

Recognizable as Hirosaki Castle through the appearance of the entire castle today—with the three castle gates protecting the entrances to the north, south, and east, the dignified figures at the two inner gates protecting against invasion of the keep tower, the turrets built for defense against and surveillance of outside forces, and the Hirosaki Castle is a precious heritage site in Japan, and it is designated as a cultural asset of national importance.

Due to an outward swelling of the stone walls of the inner citadel, the walls are being repaired over an extensive area starting from directly under the keep tower. The large-scale construction includes burying the inner moat and moving the keep tower of Hirosaki Castle.



Hirosaki, city of coffee aficionados

Hirosaki is a city that has an ancient connection with coffee. This connection is said to have started some 150 years ago, from the moment coffee—which had been unfamiliar in Japan—was used as payment to feudal retainers and warriors. In those days, coffee was not an item of indulgence—taken for taste and stimulant effect—as it is today, but rather it was taken as a prophylactic medicine drink that would keep the feudal retainers and warriors from getting sick due to the cold and lack of vitamins when they went to guard the northern district. There are establishments in Hirosaki where you can experience the methods of preparing and enjoying coffee that were used at that time as well.

Recommended Routes for City Sightseeing

3-hour Packed with Charm course

- JR Hirosaki station : START
- ① Hirosaki Municipal Tourist Center : 20 min. stay
- ② Fujita Memorial Garden : 35 min. stay
- ③ Hirosaki Park : 50 min. stay
- ④ Tsugaru-han Neputa Village : 40 min. stay
- JR Hirosaki station : GOAL

3-hour Exploring History course

- JR Hirosaki station : START
- ⑤ Hirosaki Castle : 50 min. stay
- ⑥ Nakacho Historical House Preservation Area : 25 min. stay
- ⑦ Zen Temple Area : 20 min. stay
- ⑧ Saishoin Temple Five-Storeyed Pagoda : 30 min. stay
- JR Hirosaki station : GOAL

*Times are approximate. (Bicycles estimated at a leisurely pace of 10 kph)

Tourist sites are concentrated in a small area in Hirosaki. You can easily combine the two courses introduced here to create your own original course!



1 Hirosaki Municipal Tourist Center

Your base for sightseeing in Hirosaki and Tsugaru
Facilities include an exhibition area with the display of neputa and Tsugaru lacquerware, a factory-direct souvenir shop and a restaurant.
●Hours of operation: 9:00 AM to 6:00 PM ●Open daily ●Admission: Free of charge
●2-1 Shimoshirogane-cho Hirosaki City

2 Fujita Memorial Garden

A garden in the traditional Japanese style
This garden was built in 1919 for the country home of Kenichi Fujita, a Hirosaki-born financier. From the high ground in the garden, Mt. Iwaki, a landmark of Hirosaki and its environs, can be seen. This is an example of shakkei, a landscaping technique in which the surrounding natural scenery is incorporated as background. The low ground in the garden features a garden path centered on a large pond (a feature known as chisen-kaiyushiki, or “promenade around the pond”), where visitors can stroll around the park admiring the beautiful scenery.
●Viewing season: Early April to November 23 ●Viewing hours: 9:00 AM to 5:00 PM (park entrance until 4:30 PM) ●Open every day during the viewing season ●Entrance fee: Adults ¥320, primary and junior high-school students ¥100 ●8-1 Shimoshirogane-cho Hirosaki City

3 Hirosaki Park

This popular park is the best cherry-blossom viewing site in Japan.

Every spring this park is ablaze with the colors of 2,600 cherry trees, of some 50 species including someiyoshino (Cerasus x yedo-nensis). The cherry trees at the western end of the park are so beautiful as to defy description. The park offers magnificent scenery throughout the four seasons. In summertime the park is a vibrant green. In the autumn, the maples are dyed a brilliant crimson, while the winter scene features whimsical hanging snow lanterns.
The stone walls of Hirosaki Castle are under repair, with the entire construction slated for completion in fiscal 2026.
●Key events at the park: Cherry Blossom Festival, April 23 to May 5; Hirosaki Castle Chrysanthemum and Autumn Foliage Festival, late October to early November; Hirosaki Castle Snow Lantern festival, mid-February ●Address: Shimoshirogane-cho Hirosaki City
●Area requiring admission fee Honmaru/Kita-no-kuruwa/Hirosaki Castle Botanical Garden (April 1 to November 23)

4 Tsugaru-han Neputa Village

Experience traditional Tsugaru culture
The dynamic Neputa, traditional craft demonstrations, and Tsugaru Jamisen performances can be seen close up. Visitors can also enjoy traditional Tsugaru cuisine and purchase Aomori regional specialties.
●Hours – April to November: 9:00 AM – 5:00 PM December to March: Performance until 4:00 PM, viewing until 5:00 PM ●Open Everyday ●Admission: Adults ¥550; junior high/high school students ¥350; elementary students ¥220, young children (3 and up) ¥110 ●Address: 61 Kamenoko-machi Hirosaki City

5 Hirosaki Castle (In Hirosaki Park)

The symbol of Hirosaki, this castle boasts a tower from the Edo period(1603–1868).
The current structure of Hirosaki Castle dates from 1811. The tower, or tenshu, is an architectural treasure, one of only 12 extant in all of Japan. Due to an outward swelling of the stone walls of the inner citadel, the walls are being repaired over an extensive area starting from directly under the tower. The three-story tower, which is 14.4 meters high with a total weight of approximately 400 tonnes, will be moved by a traditional *hikiya* technique over a period of about three months, providing a special sight that can only be seen during the construction period.
●Viewing season: April 1 to November 23 ●Hours of operation: 9:00 AM to 5:00 PM (7:00 AM to 9:00 PM from April 23 to May 5). ●Admission: Adults (high school students and above) ¥320, primary and junior high-school students ¥100 ●Address: Shimoshirogane-cho Hirosaki City ●The Castle will be closed from November 24 to March 31.

6 Nakacho Historical House Preservation Area

An area that preserves the mood and scenery of an Edo-period town
This district preserves the residences of the warriors who once guarded the gates of Hirosaki. A traditional townscape is preserved, including ancient gates, fences and hedges. The interiors of some residences can be viewed, as well as the Kawasaki Dyeing Plant, where dyeing was performed using natural indigo.
●Viewing hours: 10:00 AM to 4:00 PM (facilities available for viewing only) ●Closed: Differs for each facility (all facilities closed August 13 and from December 29 to January 3) ●Admission: Free of charge ●Address: Wakado-cho, Kobito-cho, Bakuro-cho, Hirosaki City

7 Zen Temple Area

A district packed with fascinating temples
The second feudal lord of Tsugaru, Nobuhira, gathered the main Zen temples of the region in 1610 to build 33 Zen Buddhist temples in the southwestern flank of Hirosaki Castle.
●Address: Nishishigemori, Hirosaki City

8 Saishoin Temple Five-Storeyed Pagoda

The Tohoku region's most beautiful pagoda
Built some 350 years ago and standing 31.2m tall, Saishoin is said to be the most beautiful pagoda in the northern part of Japan.
●Viewing hours: 9:00 AM to 4:00 PM ●Open daily
●Address: 63 Doyamachi, Hirosaki City

Hirosaki City Apple Park

An apple-themed park
Visitors can learn about apples, taste apple cuisine, and pick apples from trees.
●Open throughout the year ●Hours: 9:00 AM – 5:00 PM ●Viewing time: approx. 60–120 minutes
●Admission: free ●Address: 125 Terasawa Shimizu-Tomita Hirosaki City



Things to Do


Kawasaki Dye works

Kawasaki Some-kojo
Items such as handkerchiefs and bandanas can be used to experience traditional indigo dyeing. The finished items can be taken home and will make wonderful souvenirs of your trip.
●Hours: 9:00 AM – 5:00 PM (Winter hours: 9:00 AM – 4:00 PM)
●Closed: Thursdays
●Cost: Handkerchief – ¥1000 (same-day reservations OK)
●Address: 63 Kamenoko-machi, Hirosaki
●Approximate time: 30–40 min (up to 2 persons)
●Advance Reservation is required



Apple Picking

Hirosaki Apple Park
Freshly picked apples are juicy and really delicious.
●Availability: Early August to Middle November
●Hours: 9:00 AM – 4:00 PM
●Fee: Charged (Number of apples are limited)
●Address: 125 Terasawa Shimizu-Tomita Hirosaki City
●Approximate time: 30 minutes (starts every 30 minutes)



Experience dressing as a lord or princess

Hirosaki Park
●Open Everyday
●Time: 9:00 a.m. – 4:30 p.m.
●Venue: Butokuden Lounge (North compound)
●Fee: ¥500 for kimono, ¥1,010 for armor costume.
●Other: Staff will help you get dressed. Don't forget your camera!



Smart Glasses Guide tour

Hirosaki Park
Enjoy the cherry blossoms and autumn leaves, snow scenery of Hirosaki Park at any season!
●Availability: Everyday
●Course: (Start) Fujita Memorial Garden → (Goal) Butokuden Lounge
●Hours: ① 10:30 AM ~ ② 2:00 PM ~
●Time required: approx. 70 mins
●Fee: ¥1,000 ●Phone: 0172-37-5525



Hirosaki Handcrafts

Hirosaki crafts can be bought at “Sakura House” in the Hirosaki Municipal Tourist Center

“Sakura House” in Hirosaki Municipal Tourist Center
●Hours 9:00 AM - 6:00 PM (regular)
8:00 AM - 9:00 PM (During Cherry Blossom Festival April 23-April 5)
9:00 AM - 5:00 PM (During New Year holidays December 29-January 3)
●Address: Hirosaki Municipal Tourist Center, 2-1 Shimoshirogane-cho, Hirosaki City
●Phone: 0172-33-6963

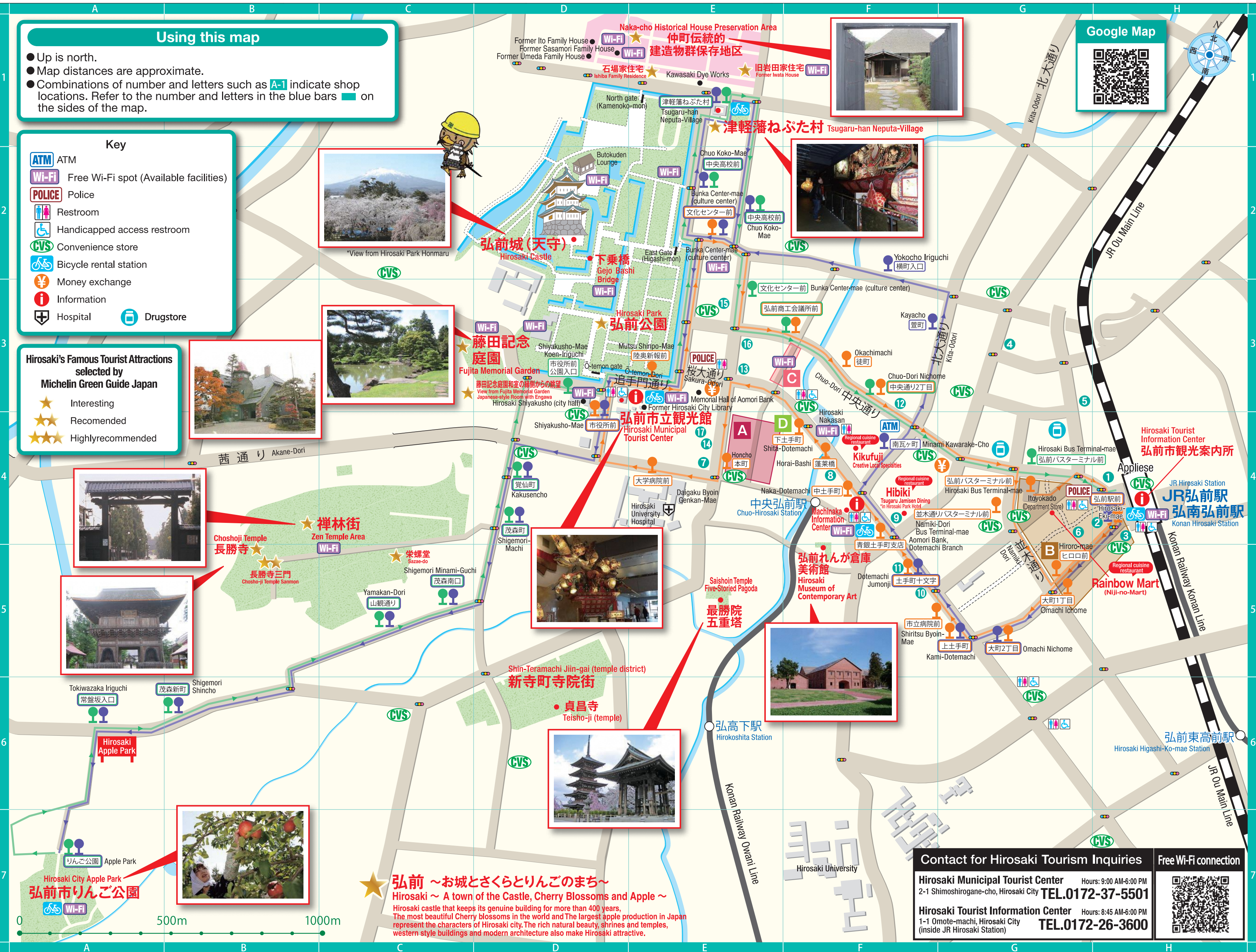
Tsugaru Lacquerware
Cypress is repeatedly painted with lacquer and polished in a lengthy 48-step procedure to yield this lacquerware, in a craft dating from the Edo period.

Kogin Embroidery
This craft from the Edo period features hemp cloth embroidered with cotton thread as reinforcement and extra warmth for the kimonos of farmers. It is characterized by simple, beautiful geometrical patterns hand-stitched on indigo-dyed hemp.

Akebi Bamboo Vinework
Bamboo ware is made using strong and highly durable Sasa kurilensis harvested from places such as the foot of Mt. Iwaki. Tsugaru bamboo baskets differ from bamboo works of other areas by featuring a large hexagonal weave and rustic appearance. Main products are hand baskets to carry picked apples, but in recent years, traditional handicrafts such as bowls are also gaining popularity. Akebi Vines from the nearby mountains have been used to make traditional woven baskets since Japan's Edo period. The entire process is performed by hand to yield an understated, natural finish.

Bunaco woodwork
This wood craft features the natural beautiful grain and strength of Japanese buna beech, the most common deciduous tree in Aomori.





How to get on the 100-yen Dotemachi Loop Bus

The ¥100 bus is convenient for sightseeing in Hirosaki.
*Excludes some Tamenobu Bus Routes.

Look for this mark on the map

- Dotemachi Loop Bus Route (Outbound)
- Tamenobu Bus Route (Inbound)
- Tamenobu Bus Route (Inbound)

Dotemachi Loop Bus
10:00 AM-6:00 PM
(December-March 10:00 AM-5:00 PM)
Tamenobu bus (operates from April through November) 9:15 AM-4:20 PM
*Times subject to change; check timetable.

1 Board at bus stops on the map, through the door in front.

2 Push the button located next to the seat when your stop is announced.

3 Pay the fare using the fare box by the driver's seat before getting off.

*Drivers cannot make change. Use the change machine.

Bus stop

Bus stop number

Fare Machine

Fare Box

Change machine

How to use Tourist Taxis

The Hirosaki Tourist Information Center in JR Hirosaki station **H-4** will make arrangements for visitors who come to the Center.

The tourist course and route can be adjusted, as you like. Please contact the taxi company for more information.

*Hirosaki is very crowded during festival periods.

Look for this mark on the map

Rental Bicycles

Available from early April to mid-November

Using rental bicycles:

- Please go to one of the cycle stations among the: "Hirosaki Tourist Information Center(Hirosaki Station)," "Tsurugaru-han Neputa-Village," "Hirosaki Municipal Tourist Center," "Machinaka Information Center," or the "Hirosaki Apple Park."
- Please fill out a simple application form at the reception desk.
- Please pay the rental fee. (regular bicycle, single use: ¥500/bicycle; electric bicycle, single use: ¥1,000/bicycle)
- Please get a receipt and key at the reception desk.

Returning rental bicycles:

Regular bicycles can be returned to stations other than those they are rented from. Electric bicycles must be rented and returned either Hirosaki Municipal Tourist Center or Hirosaki Tourist Information Center. Also please return the key and receipt to the reception desk.

Look for this mark on the map

Free Wi-Fi Spot

For authentication, There are 2ways.Log-in with e-mail address or log-in with SNS account.

- Select SSID:HIROSAKI_Free_Wi-Fi on the setting screen of your device and then open the browser.
- Select your preferred method for log-in.
- Following the procedure on the screen and Free Wi-Fi will be available.

-Security key : (None)

Sign up or QR code following URL, check the method of usage time, etc.
http://www.city.hirosaki.aomori.jp/kuashi/wi-fi/j_c_t_c_How_to_use_HIROSAKI_Free_Wi-Fi.pdf

Hirosaki Park

Wi-Fi

Outdoor Wi-Fi available areas

A Kajimachi

This entertainment district, one of the Tohoku region's most famous, is home to numerous bars, restaurants, and night spots. This used to be a town of blacksmiths.

E-4

B Ekimae/Omachi

Located just outside JR Hirosaki Station, this area features both daytime lunch spots and nighttime bars and izakaya. It's a very inviting area.

G-4,5,H-4,5

C Tsurugaru Hirosaki Yatai Mura: Kadare Yokocho

A unique spot lined with food stands where you can enjoy a variety of foods using local Tsurugaru ingredients. Live music shows etc. are also held at the multipurpose hall next to this.

F-3

D Dotemachi Community Park: "Gochiso" Plaza

You can take a break here with a sweet snack or reminisce about the trip over drinks. It's open from morning to late night.

F-4

Accommodation

JR Hirosaki Station area	Hirosaki Park (Hirosaki Castle) area
1 Toyoko Inn Hirosaki Ekimae TEL.0172-31-2045 H-4	7 Dormy Inn Hirosaki TEL.0172-37-5489 E-4
2 Hotel Route Inn Hirosaki Ekimae TEL.0172-31-0010 H-4	8 Smile Hotel Hirosaki TEL.0172-37-5550 F-4
3 Art Hotel Hirosaki City TEL.0172-37-0700 H-4	9 Hirosaki Park Hotel TEL.0172-31-0089 F-4
4 Hirosaki Plaza Hotel TEL.0172-35-0345 G-3	10 Hirosaki Toei Hotel TEL.0172-35-8111 F-5
5 Hirosaki Prince Hotel Hirosaki Station Kita TEL.0172-55-5761 G-3	11 Super Hotel Hirosaki TEL.0172-35-9000 F-5
6 Blossom Hotel Hirosaki TEL.0172-32-4151 G-4	12 Hotel Hyper Hills Hirosaki TEL.0172-39-6653 F-3
	13 Hirosaki Grand Hotel TEL.0172-32-1515 E-3
	14 Kobori Ryokan TEL.0172-32-5111 E-4
	15 Ishiba Ryokan TEL.0172-32-9118 E-3
	16 Saiei Ryokan TEL.0172-32-1511 E-3
	17 Ryokan Edogawa TEL.0172-32-4092 E-4