





# Hirosaki Apple Tour




Contact / Hirosaki City Hall Apple Department ☎0172-40-7105  
1-1 Kami shiroganecho Hirosaki City 3rd Floor Maekawa Main Building  
Hirosaki City Apple Park ☎0172-36-7439 125 Shimizu Tomita Terasawa Hirosaki City

Find Apples here and there in Hirosaki City

Take a stroll to find apple artwork




You can find Apple Post at Apple Park, JR Hirosaki Station and City Hall.



Konan Railway train car straps are apple-shaped.



Traffic mirrors near Apple Park have a cute apple shape.



You can find manholes that feature apples.



There is apple artwork in Eki-dote promenade which connects Kamidote-machi street to JR Hirosaki Station.



The Clock Tower is at the intersection near Hirosaki Post Office.

## Free Wi-Fi

HIROSAKI Free Wi-Fi  
HIROSAKI\_Free\_Wi-fi



If you have network device such as a smart phone, mail or SNS verification is needed. Hirosaki Free Wi-Fi "After you verify, you can connect to Wi-Fi for free. You can use for 1 hour once you are connected. (Unlimited)"

(Available Facilities) ●Hirosaki Park ●Civic Hall ●Museum ●City Hall ●Tourist Information Center (JR Hirosaki Sta.) ●Hirosaki Bus Terminal ●Municipal Tourist Center ●Osamu Dazai House of Study ●Former Sasamori House ●Former Ito House ●Former Iwata House ●Fujita Memorial Garden ●Culture Center ●Hyakoku-machi Exhibition Hall ●Machinaka Information Center ●Apple Park

HIROSAKI Free Wi-Fi  
0000FLETS-PORTAL



If you have network device such as smart phone, mail and SNS verification is needed. After you verify, you can connect Wi-Fi free to use. 1 hour available to connect once (Unlimited)

(Available Facilities) ●O-temon Square ●Horal Field ●Zen Temple Area ●Hirosaki Shitadote-machi Shopping Street ●Nakasan Department Store Hirosaki Branch ●Tenko-do Plaza ●Kikuchi Pharmacy ●Kadare Yokocho

## 100-yen Dotemachi Loop Bus

**Dotemachi Loop Bus** ●Hirosaki Bus Terminal→●Hirosaki Ekimae→●Omachi itchome (1 chome)→●Omachi nichome (2 chome)→●Kami Dote-machi→●Shirtsu Byoin (Municipal Hospital)→●Naka Dote-machi→●Horai-bashi→●Shita Dote-machi→●Hon-cho→●Daigaku Byoin-mae, Hirosaki Univ. Hospital→●Shiyakusho-mae, Hirosaki City Hall→●Mutsushinpo-mae→●Hirosaki Bunka Center, Hirosaki Cultural Center→●Hotel New Castle-mae→●Okachimachi→●Chuo-dori nichome (2 chome)→●Namiki-dori Bus Terminal-mae→●Hiro-ro-mae, Hiro-ro Department Store→●JR Hirosaki Station→●Hirosaki Bus Terminal Apr.~Nov. 10:00 am~6:00 pm Dec.~Mar. 10:00 am~5:00 pm [Bus runs every 10 minutes.]

**Tamenobu Bus 200-yen** (No run from Dec.~ Mar.)  
●Tamenobu Bus does not stop at Choshu-ji Temple and Saisho-in Temple. ●The bus is not loop bus.

**Outward** Via Hirosaki City Apple Park JR Hirosaki Station Dote-machi Jumanji Apple Park

JR Hirosaki Station→Kami Dote-machi→Minami Kawarake-cho→Bunka Center (Culture Center)→Tsugaru-han Neputa Village→Shiyakusho-mae (City Hall)→Shigemori-machi→Shigemori Shin-cho→Apple Park

**Return** Via Hirosaki City Apple Park Ringo koen, Hirosaki Apple Park Kakusen-cho Hirosaki Ekimae

Apple Park→Shigemori-machi→Shigemori-machi→Shiyakusho-mae (City Hall)→Tsugaru-han Neputa Village→Bunka Center (Culture Center)→Chuo-dori 2-chome→Hirosaki Bus Terminal→JR Hirosaki Station

## RENTAL BYCYCLE FROM Tourist CYCLE NET HIROSAKI

- You need to fill the application form.
  - You don't have to return your bicycle to the same spot you borrowed it from.
  - You cannot make a reservation in advance and can not be rented for few days.
  - Under 12, accompanied by a parent or guardian.
- [Period] Begging of May ~ End of November  
[Rental Station] Tourist Information Center (JR Hirosaki Station 1F), Municipal Tourist Center, Machinaka Information Center, Apple Park, Tsugaru-han Neputa Village  
[Reception Time] 9:00 am ~ 4:00 pm  
[Rental Time] Please return your bicycle by 5:00 pm.  
[Fare] Bicycle: 500-yen, Electric Bicycle: 1,000-yen  
●Electric bicycles must be rented from and return to either Municipal Tourist Center or Tourist Information Center.  
[Contact] Municipal Tourist Center 0172-37-5501

## Transportation Information from JR Hirosaki Station to Apple Park

●[Local Bus] Fee 290-yen  
Hirosaki Bus Terminal (via JR Hirosaki Station)→Souma Line-Nishimeya Yakuba Line (About 20 minutes)→Get off at Tokiwazaka Iriguchi→On foot (About 7 minutes)→Apple Park  
●[Tamenobu Bus] Fee 200-yen (●runs only Apr.~Nov.)  
JR Hirosaki Ekimae→Tsugaru-han Neputa Village→Shiyakusho-mae (City Hall)→Apple Park→Shiyakusho-mae (Koen-iriguchi)→Tsugaru-han Neputa Village→JR Hirosaki Station

●[Taxi] Hirosaki Bus Terminal→Apple Park (About 20 minutes)

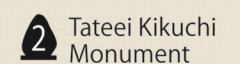
●[Bicycle] JR Hirosaki Station→Apple Park (About 30 minutes)

Let's trace the history of apples!

## Hirosaki Apple Monument Tour



1 Hatsunari-no-Hi  
This is where the first apples were grown in Aomori Prefecture.



2 Tateei Kikuchi monument  
This monument honors Tateei Kikuchi, the founder of Aomori apples.



3 Okina Tonosaki monument  
This is a monument commemorating the achievements of Kashichi Tonosaki, who prevented the extinction of apples when they were diseased.



4 Gyokei Memorial monument  
This where the farm called "Koyo-en" once stood, which was owned by Kashichi Tonosaki, who is said to be the god of apples.



## Hirosaki Nostalgic Cute European Building Tour

There are many nostalgic European-style buildings within the city that are easy to take a look at on foot. The outside of the buildings are very stylish and the interior feels very spacious.



1 Catholic Hirosaki Church  
This Romanesque church was built in 1910 and features a spire. The stained glass windows feature a beautiful depiction of Mt. Iwaki and the Five Staged Pagoda.  
Address: 20 Hyakoku-machi Koji Hirosaki City  
TEL: 0172-33-0175  
Time: Summer: 7:00 am ~ 6:00 pm Winter: until sunset  
Fee: Free Closed: Sunday morning, ceremonial occasions



2 Hirosaki Church of the United Church of Christ in Japan (Aomori Prefecture Cultural Property)  
It was completed in 1906 by Isaburo Saito, the fourth child of Sakichi Horie. The Tsugaru lacquer communion table and Akebi vine donation basket are unique to Hirosaki.  
Address: 48 Mototeru-machi Hirosaki City  
TEL: 0172-32-3971  
Time: 9:00 am ~ 4:00 pm Fee: Free  
Closed: Monday, Wednesday, Sunday morning



3 The 59th National Bank Head Office Main Building (Aomori Bank Memorial Bank/Nationally Important Cultural Property)  
This is a Renaissance style building, designed and built by Horie Sakichi, who built Shoyo-kan in Goshogawara City. The ceiling, which is made of Japanese leather paper, is a must-see.  
Address: 26 Motonaga-machi Hirosaki City  
TEL: 0172-36-6350  
Time: 9:30 am ~ 4:30 pm During the festival, 9:30 am ~ 6:00 pm  
Fee: Adult 200-yen Closed: New Year Holidays



4 Fujita Memorial Garden (National Registration Tangible Cultural Property)  
This is a villa built in 1921 by Hirosaki-born Kenichi Fujita, who was the first president of the Japanese Chamber of Commerce and Industry (JCCI). It has a cute, foreign-style pointed roof. You can try Apple pie and other sweets in the sun room at Taisho Roman Cafe.  
Address: 8-1 Kami Shirogane chuo Hirosaki City  
TEL: 0172-37-5670 (European Building)  
Time: 9:00 am ~ 5:00 pm (4th Saturday: ~9:00 pm) Fee: Free Take a look around in the garden 310-yen The last Sunday of June is Free Admission Closed: None (Part of the garden will be closed during the winter)



5 Former To-o Gijyuku Missionary House (Aomori Prefecture Cultural Property)  
To-o Gijyuku High School, was the first private high school opened in Aomori Prefecture. This house was built as a residence for the missionaries who came to teach at the school. You can enjoy coffee in the cafe.  
Address: 2-1 Shimo-shirogane-cho Hirosaki City  
TEL: 0172-37-5501 (Municipal Tourist Center) Time: 9:00 am ~ 6:00 pm (There will be a short opening during the winter.) Fee: Free Closed: New Year's Holidays (It may be closed due to unforeseen circumstances)



6 Former City Library (Aomori Prefecture Cultural Property)  
This is a Renaissance-style building designed by Horie Sakichi. You can see the Western techniques in the octagonal dome-shaped towers and the masonry foundation.  
Address: 2-1 Shimo-shirogane-cho Hirosaki City (Otemon Square) TEL: 0172-37-5501 (Municipal Tourist Center) TEL: 0172-82-1642 (Cultural Properties Department)  
Time: 9:00 am ~ 5:00 pm Fee: Free Closed: New Year's Holiday

## Hirosaki Historical Buildings Tour

A tour of buildings by Kunio Maekawa, who studied under Le Corbusier, along with magnificent shrines and temples.



1 Tsugaru-han Neputa Village  
Here you can experience the Hirosaki Neputa summer festival, Tsugaru's local crafts, Tsugaru Shamisen Performances, and buy souvenirs.  
Address: 61 Kamonoko-machi Hirosaki City  
TEL: 0172-39-1511  
Time: 9:00 am ~ 5:00 pm  
Fee: Adult 500-yen Closed: None



2 City Hall (Main Building: National Registered Tangible Cultural Property)  
This building was completed by Kunio Maekawa at the age of 53. The building has canopied roofs on the 2nd and 4th floor. Ultramarine blue is used above the main entrance, while the walls of the stairs in the main building are painted red, a favorite color of Maekawa.  
Address: 1-1 Kamonogane-cho Hirosaki City  
TEL: 0172-35-1111 (Main number)  
Self Guided Tour/Only Japanese available



3 Civic Hall (Designated Hirosaki City Building of Scenic Importance)  
The exterior of the building has a distinctive wood grain pattern that blends beautifully with its surroundings. Maekawa was particular about having the red door to the back stage and the chandelier made of copper on the 2nd floor. The stained glass inside is also worth seeing.  
Address: 1-6 Shimogane-cho Hirosaki City  
TEL: 0172-32-3374  
Advance reservation is needed/Only Japanese available



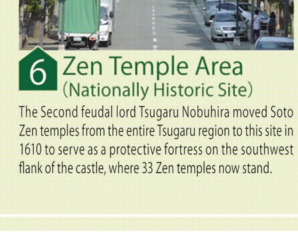
4 Kimura Industry Institute (Country registration tangible cultural property)  
When Kunio Maekawa, studied abroad in France and came back, this is the first building he built. You can see Maekawa's partially red on the ceiling of the main entrance stairwell.  
Address: 61 Zaifu-cho Hirosaki City  
TEL: 0172-32-5995  
(Contact Hirosaki Kogin Institute)  
Time: 10:00 am ~ 4:00 pm (Mon-Fri)  
Fee: Free  
If you'd like to visit, please contact the Hirosaki Kogin Institute/Only Japanese available



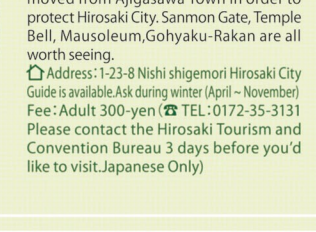
5 Saisho-in Five Staged Pagoda (Nationally Important Cultural Property)  
This is a memorial for the souls of all people who fell in the battle during the unification of Tsugaru. At 31.2 meters tall, it is said to be the most beautiful tower in Tohoku. The red and white colors create a beautiful contrast.  
Address: 63 Doya-machi Hirosaki City  
TEL: 0172-34-1123 Fee: Free



6 Zen Temple Area (Nationally Historic Site)  
The Second feudal lord Tsugaru Nobuhira moved Soto Zen temples from the entire Tsugaru region to this site in 1610 to serve as a protective fortress on the southwest flank of the castle, where 33 Zen temples now stand.



7 Choshu-ji Temple (Nine buildings, including Hondo and Sammon Gate, that are designated as Nationally Important Cultural Properties)  
This is a family temple of the Tsugaru Clan, moved from Aijisawa Town in order to protect Hirosaki City. Sammon Gate, Temple Bell, Mausoleum, Gohyaku-Rakan are all worth seeing.  
Address: 2-3 Nishi shigemori Hirosaki City  
Garden is available Apr. during winter (April ~ November)  
Fee: Adult 300-yen TEL: 0172-35-3131  
Please contact the Hirosaki Tourism and Convention Bureau 3 days before you'd like to visit: Japanese Only



8 Zen Temple Area (Nationally Historic Site)  
The Second feudal lord Tsugaru Nobuhira moved Soto Zen temples from the entire Tsugaru region to this site in 1610 to serve as a protective fortress on the southwest flank of the castle, where 33 Zen temples now stand.